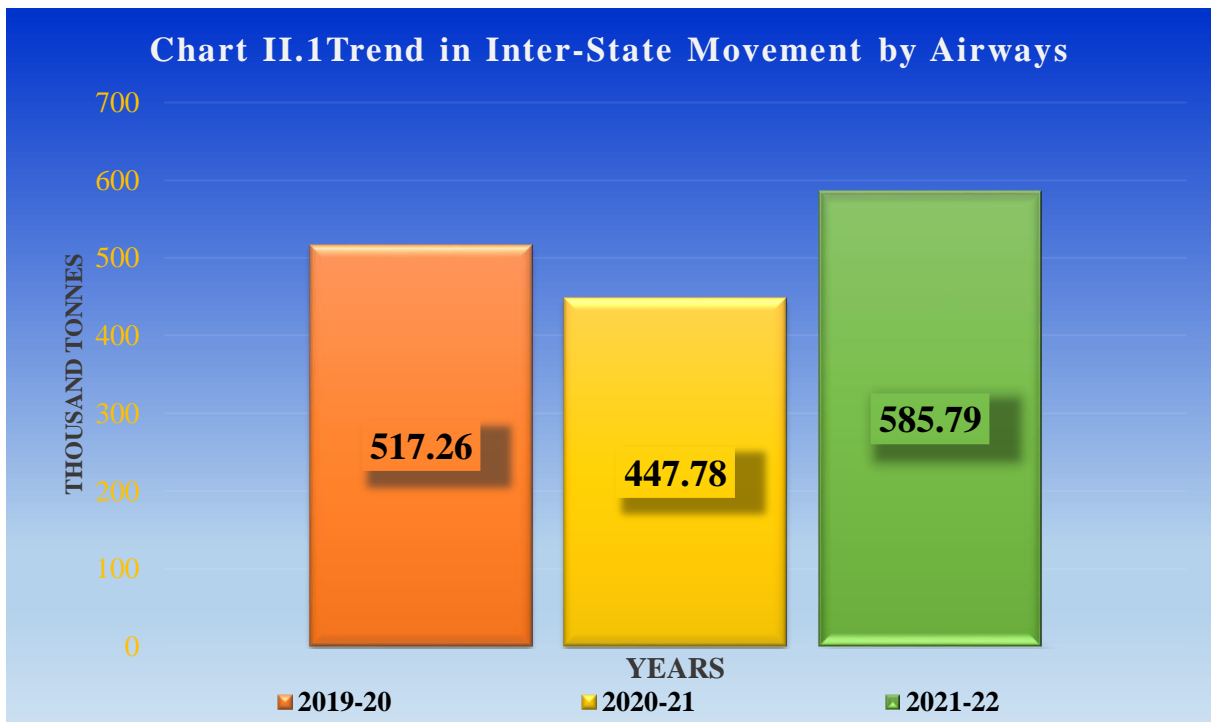


## Chapter II

### Inter-state movements/flows of goods by Airways in 2021-22

Air transport is one of the several ways to move goods with speed. Air transportation provides convenient, reliable and fast services of transport. Importance of Air transportation increased in recent times with the advent of e-commerce and demand for rapid delivery. Moreover, changing business models such as just-in-time manufacturing, outsourcing of critical components and processes all contributed to it. Also, it is considered to be the only means of transport in those regions that are not readily accessible to other modes of transport. During 2021-22, 585.79 thousand tonnes of goods were transported by airways within India, an increase by 30.82% over 447.78 thousand tonnes of goods transported by airways in 2020-21.



During 2021-22, total outward/inward movement of goods by airways was of 577.51 thousand tonnes, an increase by 31.26% over 439.99 thousand tonnes of outward/inward movement of goods in 2020-21.

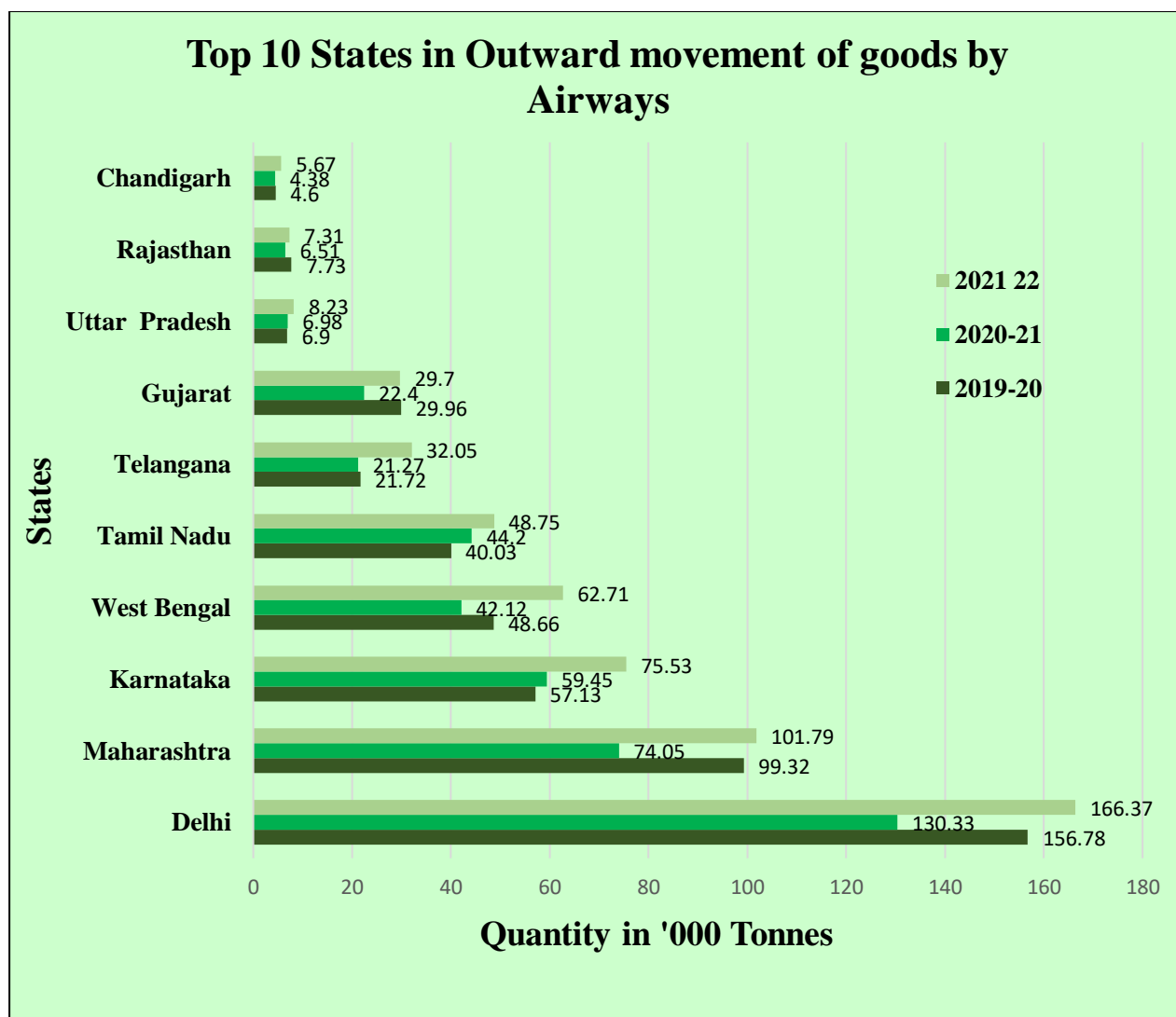
### State wise movement by Airways

#### Outward Movement by Airways

Top 10 states in terms of total outward movement of goods by airways have a combined share of more than 93.0% over the last three years. For 2021-22, it was 93.18%. Total outward movement of goods from these top 10 states increased by 30.71% in 2021-22 over the previous year. Total outward movement of goods in India by airways increased by 31.26% in 2021-22 over 2020-21.

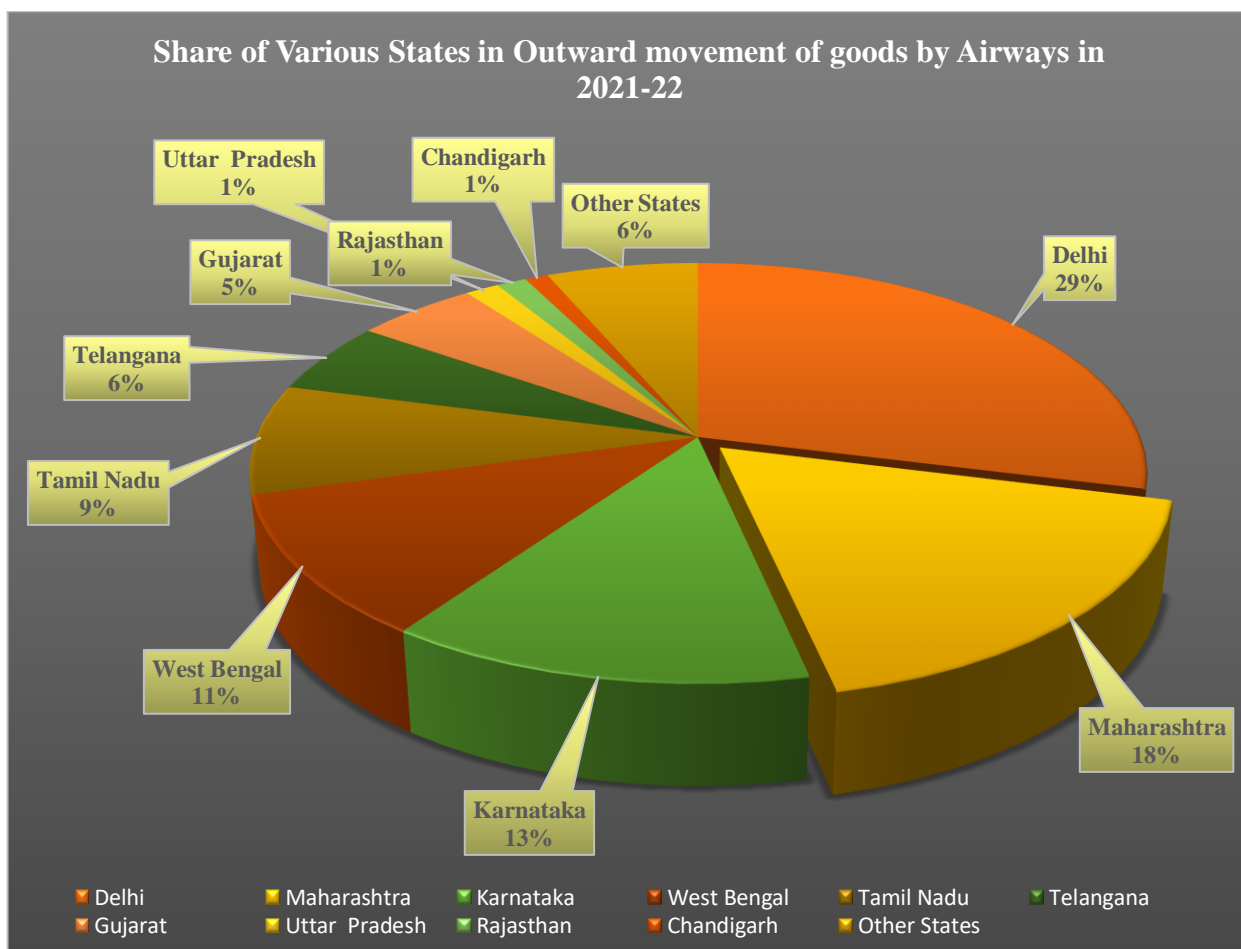
**Table D1: Top 10 States in Outward movement of goods by Airways**

States	2019-20	2020-21	2021 22	Share (%) 2019-20	Share (%) 2020-21	Share (%) 2021-22	%Growth in 2021-22 Over 2020-21
(Quantity in '000 tonnes)							
Delhi	156.78	130.33	166.37	30.86	29.62	28.81	27.65
Maharashtra	99.32	74.05	101.79	19.55	16.83	17.63	37.45
Karnataka	57.13	59.45	75.53	11.25	13.51	13.08	27.03
West Bengal	48.66	42.12	62.71	9.58	9.57	10.86	48.90
Tamil Nadu	40.03	44.20	48.75	7.88	10.05	8.44	10.31
Telangana	21.72	21.27	32.05	4.28	4.83	5.55	50.69
Gujarat	29.96	22.40	29.70	5.90	5.09	5.14	32.62
Uttar Pradesh	6.90	6.98	8.23	1.36	1.59	1.43	17.96
Rajasthan	7.73	6.51	7.31	1.52	1.48	1.27	12.30
Chandigarh	4.60	4.38	5.67	0.91	1.00	0.98	29.51
Top Ten States	472.83	411.69	538.11	93.08	93.57	93.18	30.71
Other States	35.18	28.30	39.40	6.92	6.43	6.82	39.22
<b>Total States</b>	<b>508.00</b>	<b>439.99</b>	<b>577.51</b>	<b>100.00</b>	<b>100.00</b>	<b>100.00</b>	<b>31.26</b>



Delhi ranks top in total outward movement of goods by airways in 2021-22, with a share of 28.81% followed by Maharashtra (17.63%), Karnataka (13.08%) and West Bengal (10.86%).

These four states together contribute more than 70% of total outward movement of goods in India by airways in 2021-22.

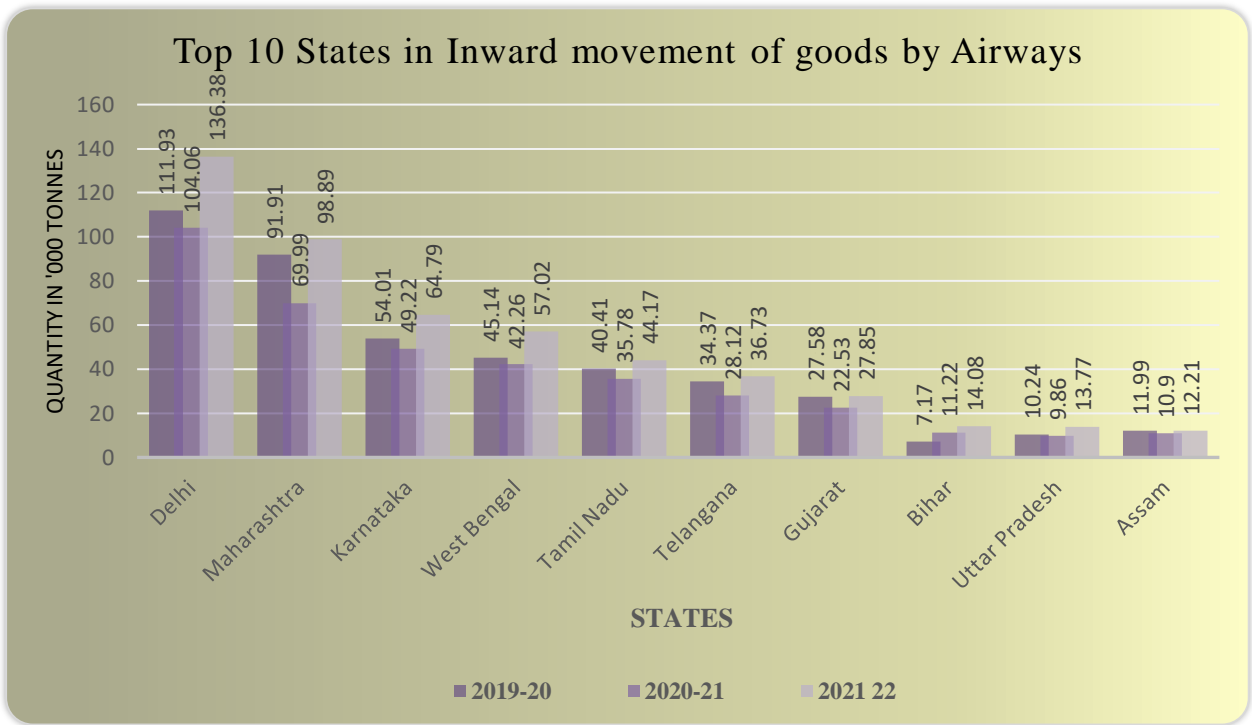


### Inward Movement by Airways

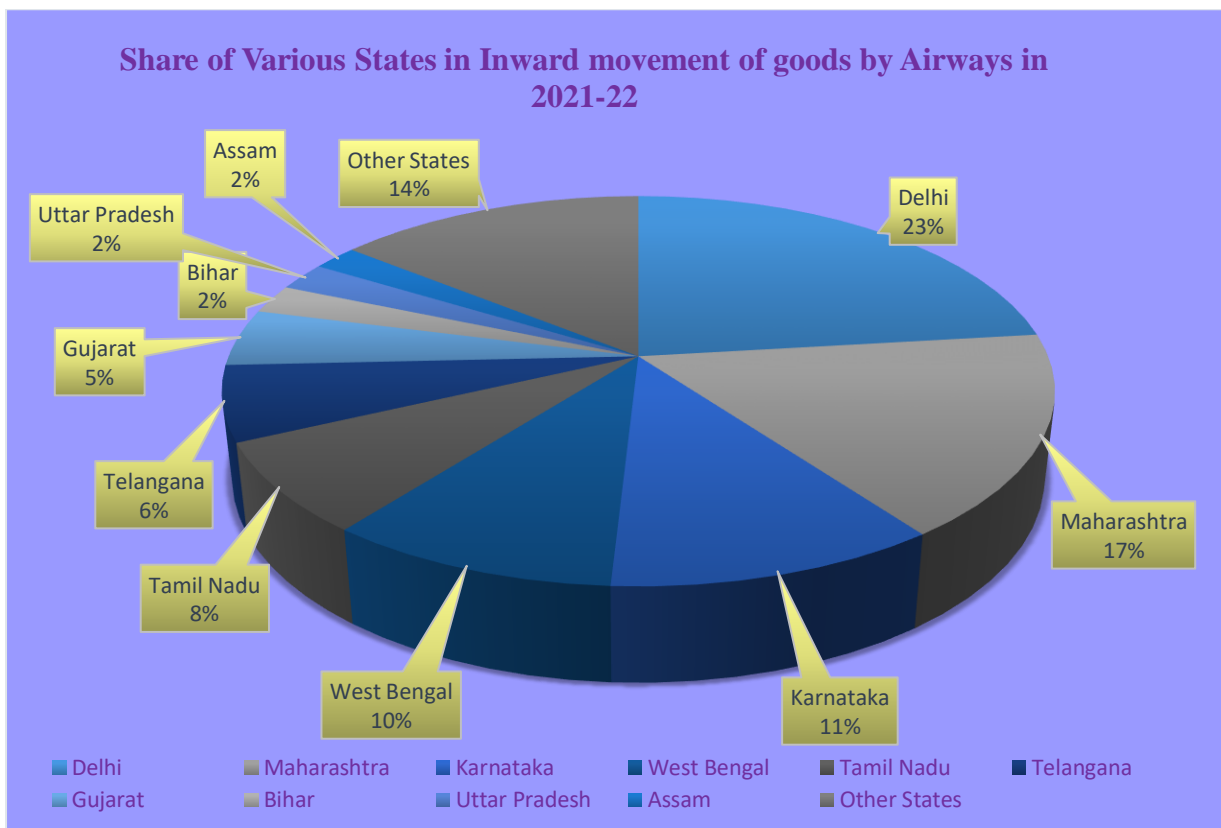
Top 10 states in terms of total inward movement of goods by airways have a combined share of more than 85.0% over the last three years. For 2021-22, it was 87.60%. Total inward movement of goods from these top 10 states increased by 31.76% in 2021-22 over the previous year. The growth, however, from ‘other States’ with smaller share was much higher in 2021-22 at 27.80% over the last year. Total inward movement of goods increased by 31.26% in 2021-22 over 2020-21.

#### Top 10 States in Inward movement of goods by Airways

States	2019-20	2020-21	2021-22	Share (%) 2019-20	Share (%) 2020-21	Share (%) 2021-22	% Growth in 2021-22 Over 2020-21
(Quantity in '000 tonnes)							
Delhi	111.93	104.06	136.38	22.03	23.65	23.62	31.06
Maharashtra	91.91	69.99	98.89	18.09	15.91	17.12	41.29
Karnataka	54.01	49.22	64.79	10.63	11.19	11.22	31.64
West Bengal	45.14	42.26	57.02	8.89	9.61	9.87	34.91
Tamil Nadu	40.41	35.78	44.17	7.95	8.13	7.65	23.47
Telangana	34.37	28.12	36.73	6.77	6.39	6.36	30.63
Gujarat	27.58	22.53	27.85	5.43	5.12	4.82	23.60
Bihar	7.17	11.22	14.08	1.41	2.55	2.44	25.41
Uttar Pradesh	10.24	9.86	13.77	2.02	2.24	2.38	39.68
Assam	11.99	10.90	12.21	2.36	2.48	2.11	12.01
Top Ten States	434.74	383.94	505.88	85.58	87.26	87.60	31.76
Other States	73.26	56.05	71.63	14.42	12.74	12.40	27.80
Total States	508.00	439.99	577.51	100.00	100.00	100.00	31.26



Delhi again ranks top in total inward movement of goods by airways in 2021-22, with a share of 23.62% followed by Maharashtra (17.12%), Karnataka (11.22%) and West Bengal (9.87%). These four states together contribute almost 62% of total inward movement of goods in India by airways in 2021-22.

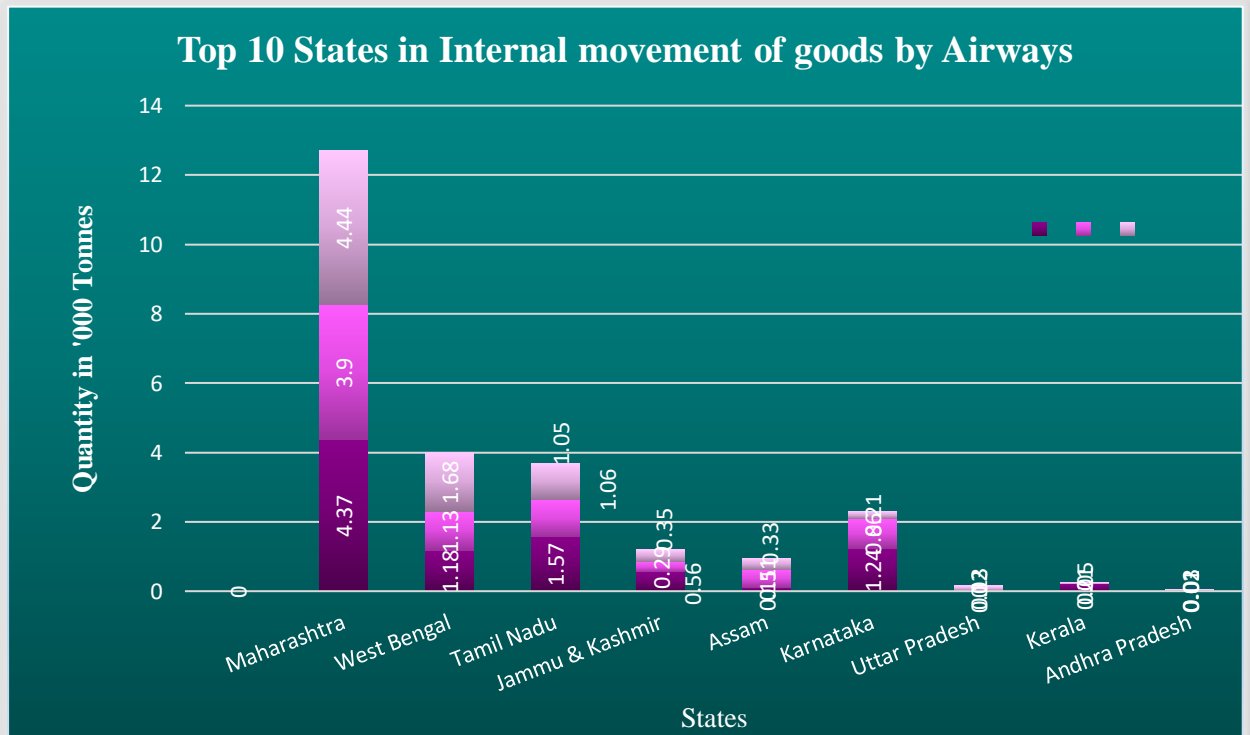


## Internal Movement by Airways

Top 10 states in terms of total internal movement of goods by airways have a combined share of more than 99.99% over the last three years. For 2021-22, it was 99.99%. Total internal movement of goods for these top 10 states increased merely by 6.31% in 2021-22 over the previous year. Total inward movement of goods increased by 6.32% in 2021-22 over 2020-21.

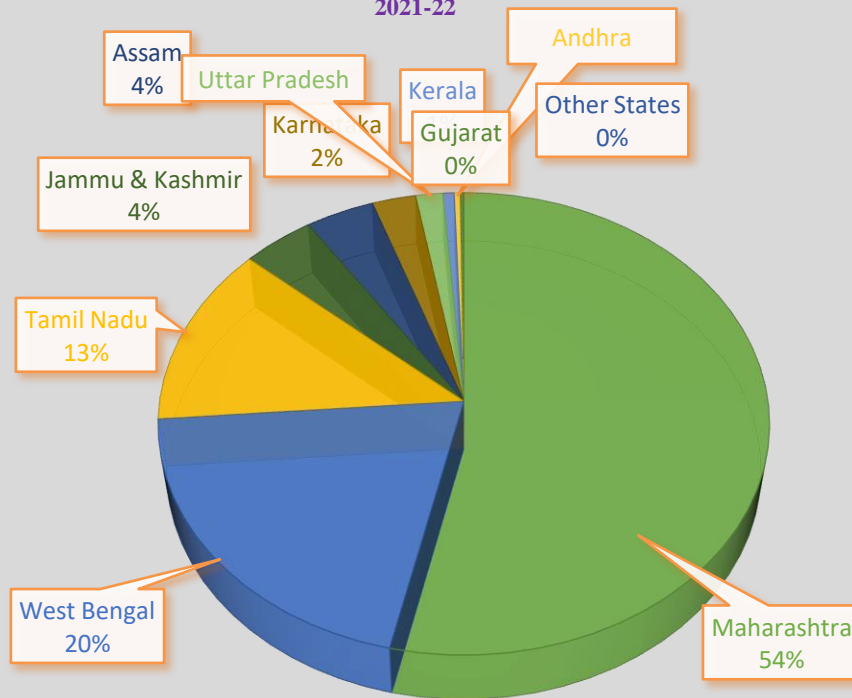
**Top 10 States in Internal movement of goods by Airways**

States	2019-20	2020-21	2021-22	Share (%) 2019-20	Share (%) 2020-21	Share (%) 2021-22	% Growth in 2021-22 Over 2020-21
(Quantity in '000 tonnes)							
Maharashtra	4.37	3.90	4.43	47.21	50.00	53.50	13.59
West Bengal	1.18	1.13	1.68	12.78	14.49	20.29	48.67
Tamil Nadu	1.57	1.06	1.05	16.94	13.56	12.68	-0.94
Jammu & Kashmir	0.56	0.29	0.35	6.03	3.68	4.23	20.69
Assam	0.11	0.51	0.33	1.20	6.58	3.99	-35.29
Karnataka	1.24	0.86	0.21	13.36	11.08	2.54	-75.58
Uttar Pradesh	0.00	0.02	0.13	0.01	0.25	1.57	550.00
Kerala	0.21	0.00	0.05	2.25	0.02	0.60	500.00
Andhra Pradesh	0.02	0.01	0.03	0.20	0.14	0.36	200.00
Gujarat	0.00	0.02	0.02	0.01	0.20	0.24	0.00
Top Ten States	9.25	7.79	8.28	99.99	100.00	100.00	6.29
Other States	0.00	0.00	0.00	0.01	0.00	0.00	0.00
Total States	9.25	7.79	8.28	100.00	100.00	100.00	6.29



Maharashtra is the largest among all states for internal distribution of goods by airways with share 53.50% in total internal movement of goods by airways in 2021-22 followed by West Bengal (20.29%) and Tamil Nadu (12.68%). Delhi being a city state does not do much of internal movement of goods despite it being the highest in using airways for inter-state movement of goods in 2021-22.

SHARE OF VARIOUS STATES IN INTERNAL MOVEMENT OF GOODS BY AIRWAYS  
IN  
2021-22



The top three states of Maharashtra, West Bengal and Tamil Nadu together contributes to more than 86% of total internal movement of goods in 2021-22. It is to be noted that while Kerala, Uttar Pradesh and Andhra Pradesh have very marginal contribution to it in 2021-22, they have registered explosive growth indicating the fact that these states, in future, may become dominant in this category. On the other hand, states like Karnataka and Assam recorded decline in internal movement of goods in 2021-22.